






PARKING ELEVATOR LOCATIONS

-   **1** (CONCOURSE LEVEL ONLY)
ACCESS TO PARKING LEVEL: H
-   **2** GROUND & CONCOURSE LEVELS
ACCESS TO PARKING LEVELS: A-G
-  **3** GROUND & CONCOURSE LEVELS
ACCESS TO PARKING LEVELS: I, J, K, LL

* NOTE: PAY STATIONS ARE LOCATED IN PARKING ELEVATOR LOBBIES

